







TIDE & WAVE LOGGERS



MEASURE MORE,
DEPLOY LONGER,
DOWNLOAD
FASTER

RBR tide and wave loggers offer flexible measurement schedules, long wave burst samples, expanded memory and power for extended deployments, twist activation, and faster download of large data files.

FEATURES

 <p>Flexible tide averaging</p>	 <p>Low frequency wave detection</p>	 <p>120M measurements</p>	 <p>USB-C download</p>	 <p>Intermittent & continuous burst</p>	 <p>Up to 16Hz sampling</p>
--	---	--	---	--	--

Tide and wave loggers are available in the following configurations:

- ▶ RBRvirtuoso³ D|tide16 pressure logger with tidal averaging
- ▶ RBRduo³ T.D|tide16 pressure and temperature logger with tidal averaging
- ▶ RBRvirtuoso³ D|wave16 pressure logger with intermittent and continuous wave burst and tidal averaging
- ▶ RBRduo³ T.D|wave16 pressure and temperature logger with intermittent and continuous wave burst and tidal averaging

The tide and wave loggers provide the ease and flexibility to establish the best sampling regime for your measurements. Both instruments take averages of the pressure readings over longer periods of time and at rates up to 16Hz to provide accurate tide level readings. The wave logger bursts continuously or intermittently making it easier to measure boat wakes or other infrequent phenomena. The large number of burst samples makes low frequency waves easier to detect, while the fast sampling resolves high frequency waves. Dataset export to Matlab, Excel, OceanDataView®, or text files makes post processing with your own algorithms effortless. The included Ruskin software performs wave analysis, to provide basic information about the wave composition (e.g. wave energy, $H_{1/3}$, $T_{1/3}$, T_{ave} and H_{ave}). Like all RBR products, the RBR wave and tide loggers are designed to be easy to configure.

TIDE AND WAVE LOGGERS

MEASURE MORE,
DEPLOY LONGER,
DOWNLOAD
FASTER



Flexible tide averaging



Low frequency wave detection



120M measurements



USB-C download



Intermittent and continuous burst ability



Up to 16Hz sampling

Specifications

Physical

Storage:	120M readings
Power:	8 AA cells
Communication:	USB-C, and RS-232/485
Clock drift:	±60 seconds/year
Size:	~260mm x Ø63.3mm
Weight:	960g in air, 430g in water
Housing:	Plastic

Temperature

Range:	-5°C to 35°C
Initial accuracy:	±0.002°C
Resolution:	0.00005°C
Time constant:	~1s (standard) or 0.1s (option)
Drift:	~0.002°C per year

Pressure

Range:	20/50
Accuracy:	±0.05% FS (full scale)
Resolution:	0.001% FS
Time constant:	0.01s
Typical stability:	~0.05%/year

Tide

Averaging rate:	>1s, 1 to 6Hz
Averaging duration:	1s to 24h
Sampling period:	1s up to 24h

Waves

Samples per burst:	512 to 32768 (powers of 2)
Burst rate:	>1s, 1 to 6Hz

Options

- ▶ Wi-Fi communication
- ▶ External data and power connector with USB, RS-232, or RS-485



RBR Ltd

95 Hines Road
Ottawa, Ontario
Canada K2K 2M5

+1 613 599 8900
info@rbr-global.com
rbr-global.com